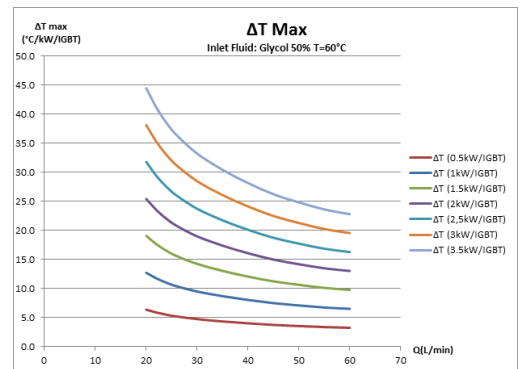
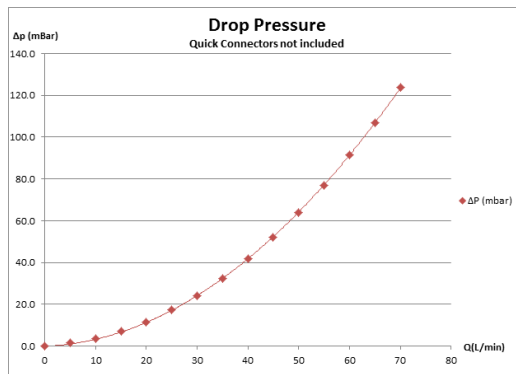
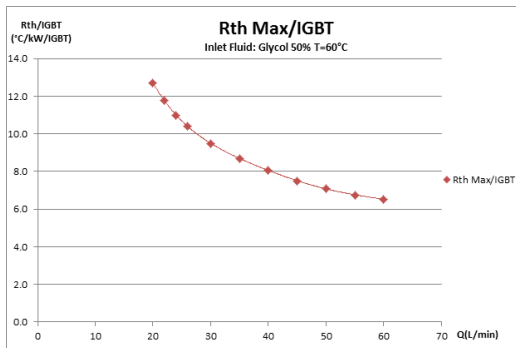


Cold plate for railway application

This cold plate is used to cool down power units in high speed trains.

Here are some technical data with glycoled water at 50% and inlet temperature at 60° C .



Power	8x 2.5kW (20kW)
Fluid	Glycoled water at 50%
Flow rate	40l/min
Size	560 x 335 x 18mm
Weight	7;5kg
Surface treatment	Surtec 650 or nickel plating

